

MX5030 • Milex® TRIMO-SAN™ for Pessary Wearers

Instructions for Use

R_x Only

Please Read Carefully

A pessary is considered a foreign body in the vagina. For long-term pessary users, it is important to maintain the normal acidic pH of the vagina. TRIMO-SAN™, a deodorant vaginal gel, may help pessary wearers restore and maintain a normal acidic pH of the vagina.

CONTENTS

Hydroxyquinoline Sulfate 0.025%; Sodium Lauryl Sulfate N.F. 0.01%. Adjusted with Triethanolamine to pH 4 in water dispersible base composed of Glycerine, Carbomer N.F., Citric Acid, Sodium Citrate U.S.P., Methylparaben N.F., Perfume and Antifoam Emulsion N.F.

STORAGE

AFTER EACH USE Wipe threads of tube and the inside of the cap. RE-CAP TIGHTLY. Store at room temperature.

PURPOSE OF TRIMO-SAN

- To help restore and maintain normal vaginal acidity.
- To coat walls of the vagina with a lubricating film that may help reduce odor-causing bacteria, since bacteria can flourish in abnormal vaginal pH.

INFORMATION ABOUT TRIMO-SAN

- TRIMO-SAN Gel will not stain skin or natural fabrics.
- TRIMO-SAN Gel helps eliminate odors, which may be associated with wearing a pessary.
- Dosage of TRIMO-SAN Gel may be adjusted from one-half an applicator to a full applicator to obtain the desired results without messy leakage.

WARNING: Chemicals in various preparations can interact with the pessary material resulting in discoloration or deterioration of the pessary. TRIMO-SAN does not have a deleterious effect on any Milex pessary. Testing should be performed before using any other vaginal preparation with a pessary unless specifically prescribed by your health care professional.

TRIMO-SAN and PREGNANCY

TRIMO-SAN has NOT been tested for use during pregnancy.

- CooperSurgical does not recommend the use of TRIMO-SAN during pregnancy.
- If you wish to become pregnant, do not use TRIMO-SAN or any other personal hygiene product vaginally (douches, vaginal sprays, jellies or suppositories) for 6 hours prior to or following intercourse. Any product used within this time period could interfere with conception.

GENERAL INFORMATION

- New pessary wearers should use a 1/2 applicator (2g) of TRIMO-SAN three (3) times the first week after original insertion of the pessary.
- Use 1/2 applicator (2g) of TRIMO-SAN twice a week thereafter unless otherwise directed by your health care professional.
- Reaction or irritation caused by TRIMO-SAN is very rare, but should it occur, discontinue use.
- If symptoms persist or worsen, contact your health care professional.

CooperSurgical and Milex® are registered trademarks of CooperSurgical, Inc. TRIMO-SAN™ and INFLATOBALL™ are trademarks of CooperSurgical, Inc. © 2023 CooperSurgical, Inc.

Manufactured for:

CooperSurgical®

CooperSurgical, Inc.
95 Corporate Drive
Trumbull, CT 06611 USA
Phone: (800) 243-2974
Fax: (800) 262-0105

International:
Phone: +1 (203) 601-9818
Fax: +1 (203) 601-4747
www.coopersurgical.com

THIS PRODUCT IS INTENDED FOR MULTIPLE USE BY ONE PATIENT ONLY.

PROPER USE OF THE UNIVERSAL APPLICATOR

- Unscrew the cap from the TRIMO-SAN tube.
- Pierce the end of the tube with top of cap (a small amount of TRIMO-SAN may escape when the top of the tube is pierced).
- Attach the threaded end of the Universal Applicator to the TRIMO-SAN tube (see Picture 1). **Applicator does not lock in place.**
- Firmly hold the applicator in place above the threads.**
- Squeeze the tube from the bottom **while firmly holding the applicator against the tube** until the TRIMO-SAN reaches the specified dosage level. (see Picture 2)
- Detach the Universal Applicator from the tube. Gently insert the applicator approximately ½ inch into the vagina.

Press in the plunger of the Universal Applicator to dispense the gel. Keep the plunger pressed until the applicator is removed from the vagina.

NOTE: For those wearing an INFLATOBALL or CUBE pessary, remove the pessary per the physician's instructions before using TRIMO-SAN.

- Clean the Universal Applicator immediately after use by flushing the applicator with water several times. Pull and press plunger back and forth while holding the opening of the applicator under water. (see Picture 3) Make sure that the applicator is clean and dry before reusing.
- After each use, wipe the threads of the tube and the inside of the cap. Recap tightly.

IMPORTANT

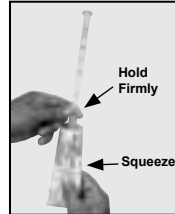
IF YOU HAVE ANY OF THE FOLLOWING SIGNS OR SYMPTOMS, CONSULT A HEALTH CARE PROFESSIONAL

- A discharge, which is unusual in color, consistency or amount.
- A burning or itching sensation in the vaginal area.
- A foul odor associated with vaginal discharge.
- Any of the above especially if accompanied by unusual swelling or tenderness, fever, pains, or cramps in the lower abdomen.

NOTE: If this product is being used with a pessary, follow your health care professional's instructions explicitly. Consult your health care professional for all other medically-related advice.



Picture 1








Picture 2



Picture 3

GLOSSARY OF SYMBOLS

	Catalogue number		Consult instructions for use
	Batch code		
	Serial number		
	Use-by date		

R_x Only

Caution: Federal law (USA) restricts this device to sale by or on the order of a licensed healthcare practitioner.

Made in the USA