

WORD Bartholin Gland Catheter



95 Corporate Drive
Trumbull, CT 06611 USA
Phone: (800) 243-2974
Fax: (800) 262-0105

International:
Phone: (203) 601-9818
Fax: (203) 601-4747

Contents: (6) Word Catheters **STERILE EO**

(6) 3 cc Syringes w/ 24 GA needle and (6) Scalpels **STERILE R**

REF 53404 **R_xOnly**   

Quantity: 1 Bag (6 Units)

DEVICE DESCRIPTION

The WORD Bartholin Gland Catheter is made of medical-grade silicone. The catheter provides an accessory duct to permanently drain an obstructed acini, providing the patient with immediate relief.

WARNINGS

- DO NOT AIR INFLATE
- INFLATE WITH STERILE WATER

INDICATIONS FOR USE

For treatment of cysts or abscesses of the Bartholin Gland.

CONTRAINDICATIONS

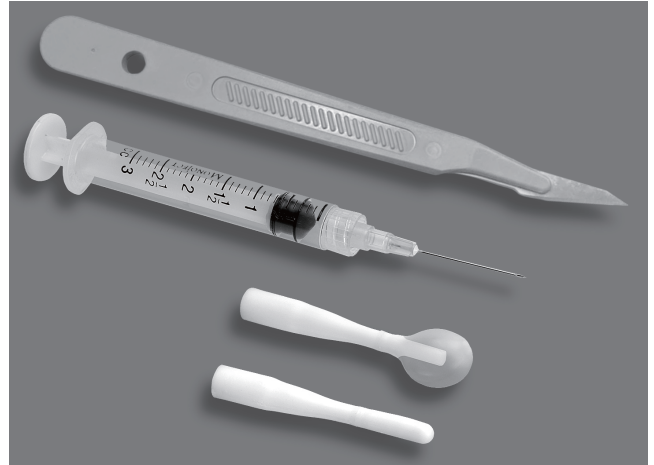
Any condition that would preclude normal incision and drainage of the vulvar cyst or abscess.

PRECAUTIONS

Follow the normal precautions used after any incision of a cyst or abscess. Follow the normal precautions used when any catheter is inserted and left in place.

INSTRUCTIONS FOR USE


1. Lance or incise the cyst or abscess in the normal manner. Insure that the lance or opening to the cyst is large enough for the catheter to be inserted. This is typically performed in the introitus at or behind the hymenial ring to prevent vulvar scarring.
2. Insert the sterile catheter into the incision and inflate the bulb with 2 to 3 cc of sterile water. Use just that quantity of water necessary to assure that the catheter will not fall out or be expelled by normal activity. **Do not air inflate.**
3. Tuck the catheter stem into the vagina, allowing freedom of movement and activity.
4. Leave the catheter in place for four to six weeks, until epithelialization of the new orifice is complete. Patient should expect a discharge or drainage around the catheter stem.
5. Remove the catheter by inserting a needle into the catheter and withdrawing the water.
6. Withdraw the catheter from the incision.
7. Dispose of the catheter in accordance with all Federal, State and local Medical/Hazardous waste practices.



EXPLANATION OF SYMBOLS

REF Catalog / Reorder Number


STERILE EO Sterilized using ethylene oxide.
Contents sterile unless package has been opened or damaged

 Consult instructions for use


LOT Batch Code

STERILE R Sterilized using irradiation

 Latex Free

 Use-by, YYYY-MM

R_xOnly CAUTION: U.S. Federal law restricts this device to sale by or on the order of a physician

 Do not re-use