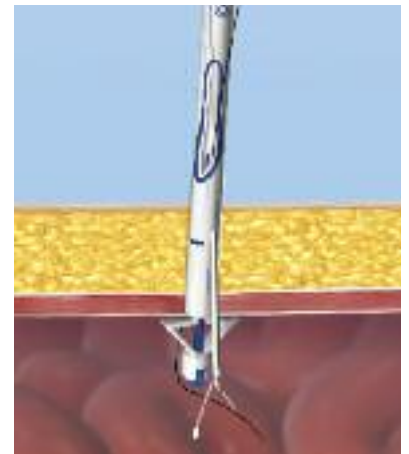


The Evolution of Port Site Closure

CARTER-THOMASON
CloseSure System®



CARTER-THOMASON® II
Port Closure System




CoperSurgical

Pull back on rings to deploy recessed hinged jaw



The original Suture Passer features a recessed hinged jaw, which is engineered to enable the tip to capture the suture and achieve full fascial closure quickly, easily and repeatably.



Suture entry holes on top of guide

The original Pilot Guide is manually inserted into trocar wound.



Plunger mechanism intuitively deploys and retracts the elongated grasping fingers

Ergonomically engineered handle with ribbed surfaces provides multiple grip options

Textured needle surface ensures a safe, firm hold for needle puncture

Rigid needle design enables precise control



Numerous System Advancements – Enhanced Safety, Reproducibility and Efficiency


Carter-Thomason II Port Closure System offers significant improvements to both the Suture Passer and the Suture Guide.



Intuitive plunger mechanism facilitates entry through the trocar and deployment in the abdomen

Ribbed surface texture provides a safe, firm hold of the device

The upgraded Suture Passer features extendable and blunt grasping fingers to facilitate safe suture capture. Retractable grasping fingers seal the needle tip to prevent tissue coring.



Additional suture entry holes on 15 mm guide ensure complete fascial closure of large port sites

Fixed entry and exit holes guide the Suture Passer to ensure precise, consistent and reproducible closure

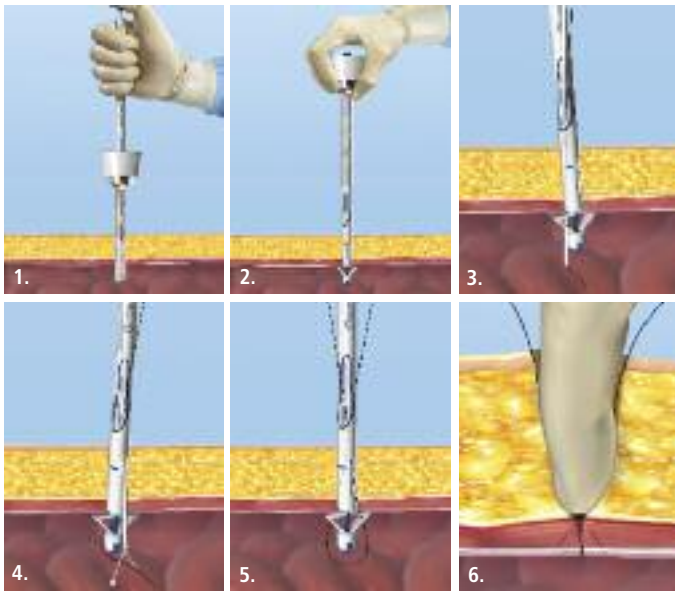
Anchoring wings enable better tissue approximation and countertraction



The upgraded Suture Guide precisely follows the trocar track to prevent loss of pneumoperitoneum.

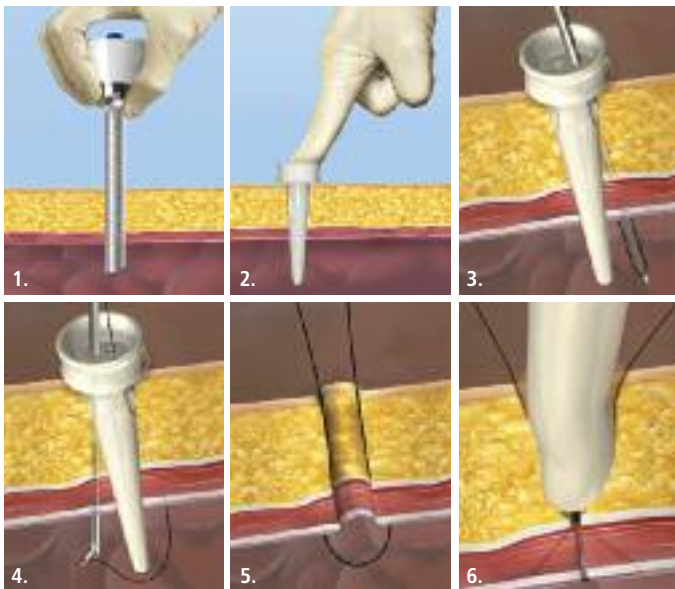


The Advanced Carter-Thomason® II Port Closure System



1. Press the plunger mechanism on the Suture Guide to retract the anchoring wings and place through the trocar.
2. Once the Suture Guide's anchoring wings are below the peritoneum and trocar, release pressure on the plunger. Remove the trocar. Ensure that the suture entry holes are aligned perpendicular to the trocar wound and the anchoring wings are resting gently against the peritoneum.
3. With the Suture Passer loaded and the grasping fingers in the closed position, push the Suture Passer through the Suture Guide and into the abdomen. Drop suture and remove Suture Passer.
4. With the grasping fingers in the closed position, push Suture Passer through opposite side of the Suture Guide and pick up suture.
5. Pull the suture up through the peritoneum, muscle, fascia and Suture Guide.
6. Remove Suture Guide by depressing the plunger mechanism, retracting the anchoring wings and withdrawing. Tie suture to complete the closure.

The Original Carter-Thomason® CloseSure System



1. Remove the trocar from port site.
2. Manually insert the Pilot® Guide with the holes aligned perpendicular to the trocar wound.
3. With a loaded Suture Passer, push the Suture Passer through fascia, muscle and peritoneum into the abdomen. Drop the suture and remove the Suture Passer.
4. On the opposite side of the Pilot Guide, push the Suture Passer through all of the layers and pick up the suture with the hinged jaw.
5. Pull the suture up through the peritoneum, muscle, fascia and Pilot Guide.
6. Remove the Pilot Guide and tie off the suture to complete the closure.

Ordering Information

Product	Order #	Contents
Carter-Thomason II Port Closure System	CTI-1012P	<ul style="list-style-type: none"> • (1) Carter-Thomason II Port Closure System Suture Passer • (1) 10/12 mm Suture Guide • Qty: 5 systems per box
Carter-Thomason II Port Closure System	CTI-1015P	<ul style="list-style-type: none"> • (1) Carter-Thomason II Port Closure System Suture Passer • (1) 10/12 mm Suture Guide • (1) 15 mm Suture Guide • Qty: 5 systems per box
*Carter-Thomason II Port Closure System XL	CTXL-P	<ul style="list-style-type: none"> • (1) Carter-Thomason II Port Closure System XL Suture Passer • (1) 10/12 mm XL Suture Guide • (1) 15 mm XL Suture Guide • Qty: 3 systems per box

*Available Spring 2013



CooperSurgical is the leading company dedicated to providing medical devices and procedure solutions that improve health care delivery regardless of clinical setting. Our company is fostering that position through expansion of its core businesses and introduction of advanced technology-based products which aid clinicians in the management and treatment of commonly seen conditions.

Find out how Carter-Thomason II Port Closure System can benefit your practice... and your patients. Call 800.243.2974 or 203.601.5200 or visit www.coopersurgical.com. Also, see us on YouTube at www.YouTube.com/CooperSurgical.

203.601.5200 | 800.243.2974 | coopersurgical.com | 95 Corporate Dr. | Trumbull, CT 06611

©2012 CooperSurgical, Inc.

82239 Rev. 10/12