



## SAGE Assisted Reproduction Products™ Catalog



Devices

SAGE Media

Cryopreservation Media

Micromanipulation Media

Vitrification Media

Andrology Media

# Contents

Introduction	2-3
Devices	4-8
Catheters	4-7
SAGE Oocyte Retrieval Needles	8
SAGE Media	9-14
Embryo Development	9-11
Protein Plus Media	11
Media Formulations	12
In Vitro Maturation Media	13
Protein	14
Cryopreservation Media	15-19
Oocyte Freezing and Thawing Media	15-17
Vitrification Media	18-19
Micromanipulation Media	20-22
Andrology Media	23-25
Order Summary	26

*Media product specification and directions for use are available on the product pages of our website: [www.coopersurgical.com](http://www.coopersurgical.com)*

# A Message to our Worldwide IVF Customers

## SAGE – Your First-Class Solutions For Delivering Next-Generation In Vitro Fertilization Procedures!

CooperSurgical's SAGE Product Line specifically focuses on products for assisted reproduction procedures. Since the birth of the first IVF baby in 1978, IVF technology and the subsequent results have continually improved. SAGE carries on this tradition by developing and marketing compelling new procedures and technologies to the IVF community. The ever growing SAGE product line currently includes the following brands:

- SAGE Media™
- Quinn's Advantage® Culture Media
- PureCeption® Sperm Separation Media
- SAGE Oocyte Retrieval Needle™
- R.G. Edwards™ Embryo Transfer Catheters
- GyneCath® Catheter
- Tampa Catheter
- EZ-HSG™ Catheter
- Select IUI® Catheter
- TheCurve® Catheter
- Uni-Sem™ Catheter


SAGE has provided infertility specialists with consistent product quality and reliability for over 10 years. All SAGE products are held to tight production tolerance and rigorous quality control. Please take some time to read the Quality Control Statement. We are confident you will be impressed with our commitment to design and quality that will help you in "delivering the outcomes you desire."

We appreciate the opportunity to serve you. Please contact us with any questions you may have. Domestic: 800-243-2974, International: 203-601-9818.

Come, Grow With Sage!



The Trusted Choice Worldwide



Patrick Quinn PhD, HCLD  
Vice President, R&D  
SAGE In Vitro Fertilization  
a CooperSurgical Company

# Introduction

## **SAGE Assisted Reproduction Products™**

All SAGE products are held to tight production tolerances and rigorous quality control methodologies for product acceptance. Inherent with this are the validated design and production process specifications, ensuring consistent product quality and reliability.

### **Sterility**

All SAGE IVF devices are single-use, disposable, and packaged sterile. The R.G. Edwards, Uni-Sem, Select IUI, TheCurve and EZ-HSG are Ethylene Oxide sterilized. Ethylene Oxide sterilization method is used with a Sterility Assurance Level (SAL) of  $10^{-6}$ . The sterilization process is in compliance with ANSI/AAMI/ISO 11135 - Validation and Routine Control of Ethylene Oxide Sterilization Requirements, EN550 Validation and Routine Control of Ethylene Oxide Sterilization, and ANSI/AAMI/ISO 10993-7 - Ethylene Oxide Sterilization Residuals. The SAGE Oocyte Retrieval Needles and GyneCath Catheter are sterilized using radiation.

### **Toxicity Testing**

Following sterilization all device batches undergo stringent toxicity testing. Devices are made from non-toxic, biocompatible medical grade polymers meeting USP VI medical grade materials standards and are latex-free. Materials are batch tested to a stringent 1-cell mouse embryo assay (MEA) after sterilization with an acceptance level of >80% and performed by an independent expert laboratory. Endotoxin batch testing must achieve a pass level of <1.0 EU/ml for media products. Certificates are available on request. Catheter ink markings are also non-toxic, biocompatible and use a proprietary “pad print” process to ensure complete adhesion and elimination of “rub-off” common to other methods of catheter marking.

### **SAGE Media™**

SAGE Assisted Reproduction Products have served as the premier resource for a comprehensive line of innovative media products, SAGE Media™, that reflect consistent quality, reliability and exceptional value. Its core competencies and resources have been, and still are, specifically aimed at IVF culture media and andrology products used in IVF laboratories worldwide. SAGE operates a state-of-the-art registered medical device manufacturing and distribution facility in Pasadena, California. All IVF products are produced in compliance with Quality System Requirements (QSR's). SAGE's company-wide Quality Management System complies with the requirements of ISO 13485:2003.

Focus is placed on optimizing every step in manufacturing, quality assurance, and safety testing to ensure products meet or exceed specification.

# Introduction

The result for our customers is consistent and reliable performance for all SAGE Media products.

- Ongoing research and development led by renowned scientists in media development
- A rigorous quality assurance methodology that delivers quality and consistency
- Use of one-cell mouse embryo bioassay (MEA)
- All phases of media production, testing and distribution are performed to facilitate our complete control over product quality and reliability

## Validation of Sterility Assurance Level (SAL $10^{-3}$ ) for the aseptic filling of liquid products through:

- Initial performance qualifications
- Periodic re-qualification tests which conform to stringent international standards

## Quality Control Testing Program

- Incoming raw materials are held in quarantine until QC tested for endotoxin
- IVF culture media are tested for pH and osmolality prior to filling
- Materials and products are removed from the aseptic filling suite, and all horizontal surfaces are disinfected to continually maintain sterility
- Finished products are tested for defined attributes (Finished Product Specification) and sterility prior to distribution

## State-of-the-art environmental monitoring before, during, and after each filling procedure

- Sterilization filters are washed with purified water before every use and are integrity tested before and after each filling process. A testing failure after filling procedure results in immediate discarding of filled product
- Surface bioburden is sampled with agar (RODAC) touch plates and also used on all participating personnel
- Air bioburden is sampled by Reuters Centrifugal Air Sampler (RCS unit) and laser particle counter (CLIMET)

# Devices

## R.G. Edwards™ Product Family

### Embryo Transfer Catheters

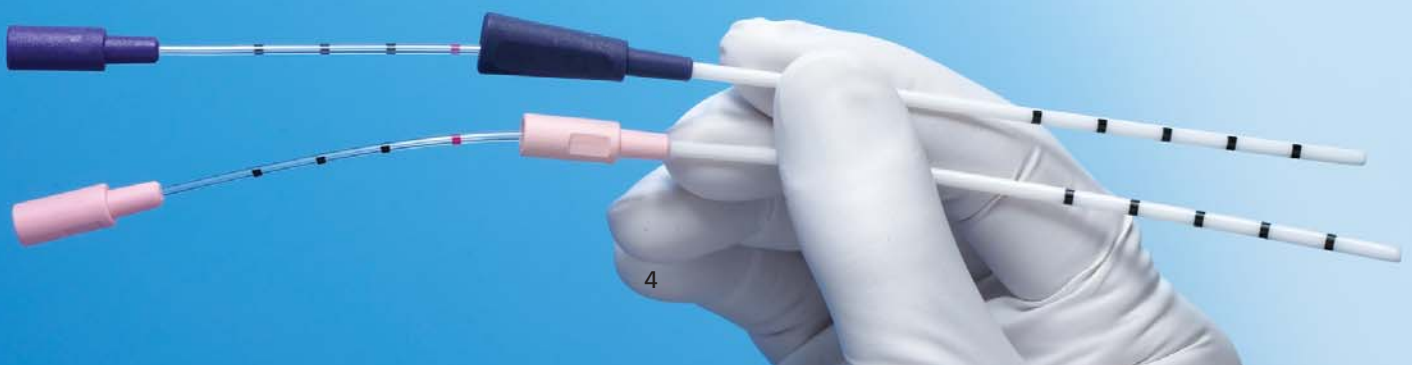
The R.G. Edwards line provides a complete array of transfer products including embryo transfer catheters, trial transfer catheters and stylets. You can choose from the Classic traditional soft inner catheter, or the DynaFlex® dual density catheter with high density at the proximal end which eliminates bend, collapse or twist – stays straight on exit. Each embryo transfer catheter is available in your choice of flat or round hubbed cannulae in 18 cm and 23 cm lengths.

### Outer Sheath

- Ultra soft, rounded distal tip is atraumatic
- Excellent malleability and memory characteristics useful in shaping the device when cervical access is difficult
- Sheath quality resists kinking common to some catheters under steep shaping conditions
- Inner catheter passes without binding or resistance when the sheath requires steep shaping
- Five graduated markings spaced 1 cm apart located on the distal end indicate the degree of advancement in the cervix

### Inner Catheters

- Soft and flexible to minimize risk of endocervical and endometrial trauma
- Bright echogenic tip assures correct guidance and placement
- Tip is smooth and consistent, aiding in endocervical passage and avoiding cervical mucus collection
- Four graduated markings are placed 1 cm apart at the proximal end to ensure proper catheter placement
- The fourth marking indicates alignment of the inner catheter tip to the exterior sheath (1.6 mm extending) to provide a smooth radius for minimal trauma on insertion
- Airtight luer fitting prevents leaks and fits all syringes



# Devices

## Product Specifications

### R.G. Edwards Embryo Transfer Catheter and R.G. Edwards Trial Transfer Catheter

Length - 18 cm Catheter measures 18 cm from the base of the inner catheter to the tip, with the outer catheter covering all but 5 cm of the inner catheter.

Length - 23 cm Catheter measures 23 cm from the base of the inner catheter to the tip, with the outer catheter covering all but 5 cm of the inner catheter.

### R.G. Edwards Stylet

Length - 18 cm Stylet will protrude from the outer catheter by 1/8"

Length - 23 cm Stylet will protrude from the outer catheter by 1/8"

**Inner Catheter:** Inner Diameter = 0.030" – Outer Diameter = 0.060"

**Outer Catheter:** Inner Diameter = 0.070" – Outer Diameter = 0.095"

### R.G. Edwards Embryo Transfer Catheter – Classic

REF#	Description	Length	Handle	Unit Size
PICR-185	R.G. Edwards Embryo Transfer Catheter – Classic	18 cm	Flat	10 per box
PIOR-185	R.G. Edwards Embryo Transfer Catheter – Classic	18 cm	Round	10 per box
PICL-235	R.G. Edwards Embryo Transfer Catheter – Classic	23 cm	Flat	10 per box
PIOL-235	R.G. Edwards Embryo Transfer Catheter – Classic	23 cm	Round	10 per box

### R.G. Edwards Embryo Transfer Catheter – DynaFlex

REF#	Description	Length	Handle	Unit Size
PUCR-185	R.G. Edwards Embryo Transfer Catheter – DynaFlex	18 cm	Flat	10 per box
PUOR-185	R.G. Edwards Embryo Transfer Catheter – DynaFlex	18 cm	Round	10 per box
PUCL-235	R.G. Edwards Embryo Transfer Catheter – DynaFlex	23 cm	Flat	10 per box
PUOL-235	R.G. Edwards Embryo Transfer Catheter – DynaFlex	23 cm	Round	10 per box

### R.G. Edwards Trial Transfer Catheters

REF#	Description	Length	Handle	Unit Size
PITR-185	R.G. Edwards Trial Transfer Catheter – Classic	18 cm	Round	10 per box
PITL-235	R.G. Edwards Trial Transfer Catheter – Classic	23 cm	Round	10 per box
PUTR-185	R.G. Edwards Trial Transfer Catheter – DynaFlex	18 cm	Round	10 per box
PUTL-235	R.G. Edwards Trial Transfer Catheter – DynaFlex	23 cm	Round	10 per box

### R.G. Edwards Stylet

REF#	Description	Length	Handle	Unit Size
STYR-185	R.G. Edwards Stylet	18 cm	Round	10 per box
STYL-235	R.G. Edwards Stylet	23 cm	Round	10 per box

# Devices

## Intrauterine Insemination Catheters

### Uni-Sem™ Intrauterine Catheter

The Uni-Sem is a sterile, single use catheter designed for use in intrauterine insemination procedures. The catheter's shaft is 2.6 mm OD at the luer lock adapter and steps down to 2.3 mm OD at a point 4.5 cm from the distal end. Sperm is injected through two distal lateral ports aligned 180° apart and located 2 mm from the distal tip of the catheter. The plane of these ports is indexed to wings on the luer lock adapter for port orientation. Distal tip is rounded for non-traumatic insertion.

REF#	Description	Unit Size
7033	Uni-Sem Intrauterine Catheter	25 per box

### Select IUI® Intrauterine Insemination Catheter

The Select IUI is a sterile, single-use catheter designed for use in intrauterine insemination procedures. The dual openings mirror the orientation of the Fallopian tubes, while the wings of the Luer-lock hub indicate the position of the openings once the catheter is inserted. With an effective length of 17 cm, the Select IUI has an interior volume of 0.34 cc and an outer diameter of 2.1 mm for distal 4.6 cm of length.

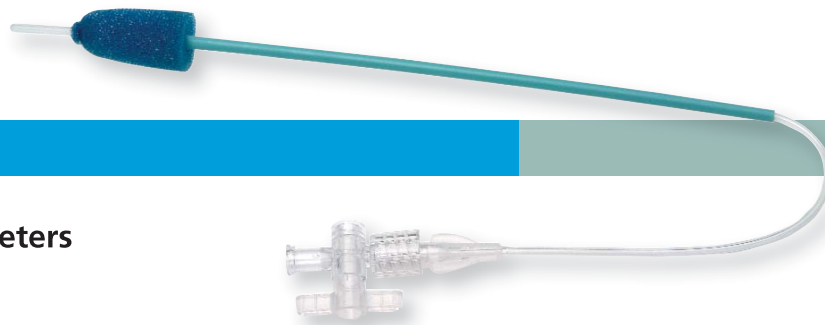
REF#	Description	Unit Size
SM400	Select IUI Intrauterine Insemination Catheter	25 per box

### TheCurve® Intrauterine Insemination Catheter

TheCurve is a sterile, single-use catheter designed for use in intrauterine insemination procedures. The rounded, beveled distal opening helps ensure a smooth passage through the cervix, while the wings of the Luer-lock hub indicate the position of the openings. With an effective length of 19.9 cm, TheCurve has an outer diameter of 1.6 mm and has low residual volume.

REF#	Description	Unit Size
SM507	TheCurve Intrauterine Insemination Catheter	25 per box

# Devices



## Uterine Infusion Catheters

### EZ-HSG™ Catheter

The single-channel balloonless design of the EZ-HSG Catheter is a simple, less invasive uterine infusion catheter. The soft-foam stopper catheter is placed into the internal canal, at the internal os to create a seal during saline-infused procedures. The overall length of the catheter is 35 mm, the catheter tip length is approximately 1 to 1.5 cm and the foam length is approximately 2.5 to 3 cm.

REF#	Description	Unit Size
SM4200	Small EZ-HSG Catheter Outer Diameter 1.6 mm, External Cannula 3 mm, Foam cone 6 mm flared to 12 mm	10 per box
SM4400	Medium EZ-HSG Catheter Outer Diameter 2 mm, External Cannula 3 mm, Foam cone 10 mm flared to 15 mm	10 per box
SM4600	Medium EZ-HSG Catheter Outer Diameter 3 mm, External Cannula 5 mm, Foam cone 8 mm flared to 18 mm	10 per box

### GyneCath® Uterine Infusion Catheter

The GyneCath Uterine Infusion Catheters are minimally invasive, easy-to-use devices that ensure a diagnostically enhanced, yet gentle, procedure. The Radiopaque 12" long flexible catheter has a rounded closed distal tip with a side port proximal to the tip. Catheters are available in both 5 and 7 French. The attached latex-free balloon, which is proximal to the side port, has a 3 cc capacity on the 5 French catheter and a 6 cc capacity on the 7 French catheter. The dual lumen tube allows for balloon inflation and injection of the contrast media or saline solution through the side port.


REF#	Description	Balloon Capacity	Size	Unit Size
19610	GyneCath Uterine Infusion Catheter	3 cc	5 French	10 per box
19611	GyneCath Uterine Infusion Catheter	6 cc	7 French	10 per box

### Tampa Catheter

The Tampa Catheter is a simple, cost-effective choice for ultrasound examination of the uterus. The balloon-free configuration provides a unique introducer sheath that facilitates insertion into cervical os with minimal trauma. With an effective length of 33 cm, the Tampa has a 7 cm marker that permits optimal placement of the tip in the uterus.

REF#	Description	Size	Unit Size
61-2005	Tampa Catheter	5 French	20 per box

# Devices



## SAGE Oocyte Retrieval Needle™

The SAGE Oocyte Retrieval Needle is a sterile, single-use needle. The new enhanced grip design eases orientation and superior tactile feedback, resulting in improved follicle penetration and egg retrieval.

### SAGE Oocyte Retrieval Needles

	REF#	Description	Diameter	Length	Length	Unit Size
<b>16 Gauge</b>	ORN-1630-7	SAGE Oocyte Retrieval Needle	16 Gauge	30 cm	75 cm	10 per box
	ORN-1635-7	SAGE Oocyte Retrieval Needle	16 Gauge	35 cm	75 cm	10 per box
	ORN-1630-9	SAGE Oocyte Retrieval Needle	16 Gauge	30 cm	95 cm	10 per box
	ORN-1635-9	SAGE Oocyte Retrieval Needle	16 Gauge	35 cm	95 cm	10 per box
<b>17 Gauge</b>	ORN-1730-7	SAGE Oocyte Retrieval Needle	17 Gauge	30 cm	75 cm	10 per box
	ORN-1735-7	SAGE Oocyte Retrieval Needle	17 Gauge	35 cm	75 cm	10 per box
	ORN-1730-9	SAGE Oocyte Retrieval Needle	17 Gauge	30 cm	95 cm	10 per box
	ORN-1735-9	SAGE Oocyte Retrieval Needle	17 Gauge	35 cm	95 cm	10 per box

SAGE Media™ products are designed to provide consistent results during every stage of fertilization and embryo development. Our Quinn’s Advantage Sequential Media series and Quinn’s Advantage Protein Plus Sequential Culture Media series are manufactured under tri-gas conditions to enable ease and accuracy in achieving optimal pH ranges during re-equilibration.

## Quinn’s Advantage® Sequential Culture Media

The Quinn’s Advantage Sequential Media System is designed to combine the most beneficial components of currently available media formulations to emulate the *in vivo* conditions of the embryo during development to the blastocyst stage. The Quinn’s Advantage Sequential Media product line was the first clinically proven sequential media system designed to optimize the *in vitro* environment for embryo development<sup>1</sup>.



## Embryo Development

### Quinn’s Advantage® Fertilization (HTF) Universal Medium

Today’s most advanced human tubal fluid designed for versatility across a wide range of IVF clinical applications, including ART procedures, fertilization of human oocytes and embryo culture. Quinn’s Advantage Fertilization Media was developed to combine essential components to mimic the *in vivo* environment to optimize fertilization rates.

- Alanine-glutamine, a stable form of glutamine that does not break down into ammonium, also provides alanine and glutamine for embryo development
- Taurine, acts as an anti-oxidant, minimizing extreme effects on cell metabolism
- Glucose, optimizes sperm function
- Citrate provides an optimal energy source
- Non-essential amino acids, aiding in cellular physiology

REF#	Description	Unit Size
ART-1020	Quinn’s Advantage Fertilization (HTF) Medium	50 mL
ART-1021	Quinn’s Advantage Fertilization (HTF) Medium	100 mL

Developed for use to optimize fertilization rates at a pH of 7.3 ± 0.1

## Quinn's Advantage® Cleavage Medium

For *in vitro* procedures involving the culture of cleavage-stage human embryos. Quinn's Advantage Cleavage Medium was designed to combine the most beneficial components to emulate *in vivo* conditions. SAGE Cleavage Medium meets embryo metabolism requirements with low glucose levels and is phosphate-free. The product also contains alanyl-glutamine, non-essential amino acids, taurine, and citrate.

- Clinically proven to provide improved cleavage rates<sup>1</sup>
- Reduced embryo fragmentation<sup>1</sup>
- Improved morphological scores<sup>1</sup>
- More embryos available for transfer and cryopreservation<sup>1</sup>

REF#	Description	Unit Size
ART-1026	Quinn's Advantage Cleavage Medium	50 mL
ART-1027	Quinn's Advantage Cleavage Medium	100 mL

Developed for use to optimize cleavage stage development at a pH of 7.2 ± 0.1



## Quinn's Advantage® Blastocyst Medium

For *in vitro* procedures involving the culture of human embryos from the compaction phase on day 3 of development to the blastocyst stage. Quinn's Advantage Blastocyst Medium combines essential and non-essential amino acids, alanyl-glutamine, taurine, vitamins, phosphate and high glucose levels, providing nutritional and physiological needs for developing embryos.

REF#	Description	Unit Size
ART-1029	Quinn's Advantage Blastocyst Medium	50 mL

Developed for use to optimize blastocyst development at a pH of 7.3 ± 0.1

## Quinn's Advantage® Medium with HEPES

For *in vitro* procedures involving manipulation of gametes and embryos not requiring the use of a CO<sub>2</sub> incubator\*. HEPES buffered HTF has the same components and advantages of our Quinn's Advantage® Fertilization Medium.

\* e.g. Oocyte retrieval, ICSI, embryo transfer, etc.

REF#	Description	Unit Size
ART-1023	Quinn's Advantage Medium with HEPES	100 mL
ART-1024	Quinn's Advantage Medium with HEPES	500 mL

Developed for optimal usage at a pH of 7.00-7.40

## Quinn's Advantage® Protein Plus Media

Provides the same main benefits as the original Quinn's Advantage Media series with a slightly improved formulation. Protein has been added to these media providing additional benefits:

- Complete ready-to-use medium, requiring no further supplementation by the user
- Designed to be used in a 5% to 6% CO<sub>2</sub> environment to obtain pH close to the recommended levels
- Cost-efficient 20 mL configuration which also minimizes the risk of microbial contamination



REF#	Description	Unit Size
ART-1520	Quinn's Advantage Protein Plus Fertilization (HTF) Medium	20 mL
ART-1526	Quinn's Advantage Protein Plus Cleavage Medium	20 mL
ART-1529	Quinn's Advantage Protein Plus Blastocyst Medium	20 mL

## Media Formulations for SAGE Media™ Products

Catalog Number SAGE Media™ Product	ART-1020/1021 Fertilization (HTF)	ART-1026/1027 Cleavage	ART-1029 Blastocyst	ART-1023/1024 Medium w/HEPES	ART 1600		
					IVM Washing	Oocyte Maturation	Embryo Maintenance
Basic Media Components	X	X	X	X	X	X	X
Non-Essential Amino Acids	X	X	X	X	X	X	X
Essential Amino Acids			X		X	X	X
Vitamins			X		X	X	
Magnesium Sulfate Heptahydrate	X	X	X	X	X	X	
Magnesium Chloride							X
Potassium Phosphate, Monobasic, Anhydrous	X		X	X			
Sodium Phosphate					X	X	X
Calcium Chloride					X	X	X
HEPES				X	X		
Calcium Lactate, (L+)	X	X	X	X			
Taurine	X	X	X	X			
Cysteamine							X
L-Cysteine							X
Sodium Lactate							X
Citric Acid	X	X		X			
EDTA	X	X		X			
Plasma Protein Fraction					X	X	X

### Basic Media Components

Sodium Chloride  
Potassium Chloride  
Sodium Bicarbonate  
Glucose, D- (+)  
Sodium Pyruvate  
Phenol Red  
Gentamicin

### Non-Essential Amino Acids

Alanyl-Glutamine  
Asparagine  
Aspartic Acid  
Glycine  
Proline  
Serine

### Essential Amino Acids

Arginine  
Cystine, Dihydrochloride  
Histidine  
Isoleucine  
Leucine  
Lysine  
Methionine  
Phenylalanine  
Threonine  
Tryptophan  
Tyrosine  
Valine

### Vitamins

D-Calcium Pantothenate  
Choline Chloride  
Folic Acid  
i-Inositol  
Nicotinamide  
Pyridoxine, HCl  
Riboflavin  
Thiamine

“We took some time in trying to determine the optimal method for attempting IVM. Ultimately, we chose SAGE media and couldn’t be happier. We have seen excellent maturation and embryo development through the blastocyst stage. We achieved three pregnancies in our first four patients.”

# SAGE Media™

**Randy S Morris M.D.**  
Medical Director, IVF1

## In Vitro Maturation Media

SAGE *In Vitro* Maturation Media is for the *in vitro* maturation of immature oocytes, subsequent fertilization and embryo development. This media kit enables the culture of immature oocytes to fully developed embryos suitable for transfer. For both the patients and clinician, this innovation opens the door to an enhanced culturing methodology that offers new treatment options.

### Patient Profile

- Women with Polycystic Ovarian Syndrome (PCOS)
- Women who want to undergo a natural cycle IVF procedure by avoiding stimulating hormones
- Women wanting to avoid the potential risk of fertility drug use such as OHSS patients and patients having undergone repeated stimulation cycles

### Clinical Results\*:

- Cycles: 550
- Oocyte Maturation: 75% - 80%
- Clinical Pregnancy Rate: 35% - 40% per embryo transfer
- Live Births: 115

\* Data on file at CooperSurgical, Inc



## In Vitro Maturation Media

REF#	Description	Unit Size
ART-1600	In Vitro Maturation Media Kit	
	Oocyte Washing Medium	1 x 50 mL
	Oocyte Maturation Medium	1 x 20 mL
	Embryo Maintenance Medium	1 x 5 mL

# Media

## Protein

### Human Albumin

Used as a tissue culture protein supplement.

REF#	Description	Unit Size
ART-3001	Human Albumin 100 mg/mL in Normal Saline	12 x 5 mL
ART-3003	Human Albumin 100 mg/mL in Normal Saline	100 mL



### Quinn's Advantage® SPS Serum Protein Substitute

A protein supplement that provides the beneficial growth-promoting activities of albumin and  $\alpha$ - and  $\beta$ -globulins.

- Filter-sterilized, tested for pH, osmolarity and endotoxins
- One-cell mouse embryo tested
- Ready to use

REF#	Description	Unit Size
ART-3010	Quinn's Advantage SPS Serum Protein Substitute	12 x 12 mL
ART-3011	Quinn's Advantage SPS Serum Protein Substitute	100 mL

Contains 50 mg/mL total protein (weight/volume) in saline solution; the protein is in the form of 88% normal human albumin and 12%  $\alpha$ - and  $\beta$ -globulins.

# Cryopreservation Media

## CSC Media - (Choline Substituted Cryopreservation)

CSC Media enables the cryopreservation of embryos using slow freeze methodology. Its formulation contains choline chloride in place of sodium chloride. CSC Thawing Media is the companion product used to thaw embryos previously frozen with CSC Freezing Media.



### Product Use

- Developed for use in freezing pronuclear and cleavage embryo
- Cryopreservation of embryos in an IVF program
- Facilitates donor embryo programs

Medium Type	CSC	Conventional	
<b>Intact Embryos</b>			
Number of experiments	20	10	
Embryos with $\geq 50\%$ blastomeres intact, %	94	78	$P \leq 0.03$
<b>Biopsied Embryos</b>			
Number of experiments	12	15	
Embryos with $\geq 50\%$ blastomeres intact, %	94	51	$P < 0.0001$

Choline-based medium vs. conventional (Stachecki et al., Reprod BioMed online 11:711, 2005)

### Product Contents

REF#	Description	Unit Size
ART-8017	CSC Freezing Medium-Choline Substituted Cryopreservation Embryo Freezing Medium	1 x 10 mL
ART-8018	CSC Thawing Medium Kit-Choline Substituted Cryopreservation CSC Thawing Medium 0.5 M Sucrose CSC Thawing Medium 0.2 M Sucrose Thawed Embryo Wash Medium HEPES Buffered HTF	4 x 2 mL 4 x 2 mL 4 x 4 mL

\* Sale of Oocyte Freezing Media is not cleared in the U.S.

\* Data on file at CooperSurgical, Inc

# Cryopreservation Media

## Embryo Cryopreservation Media

SAGE Embryo Cryopreservation Media are designed for the preparation and protection of embryos through the blastocyst stage during the freeze and thaw process.

- Twelve month shelf life
- Easy two-step process
- Up to 97% survival rates in both cleavage stage embryos and blastocysts

## Quinn's Advantage® Embryo Freeze Kit

Developed for use in freezing pronuclear and cleavage stage embryos.

Materials provided in the kit:

- 1.5 M Propanediol, 0.1 M Sucrose 2 x 12 mL Freezing Medium with 12 mg/mL Human Serum Albumin
- 1.5 M Propanediol Freezing Medium with 12 mg/mL Human Serum Albumin 2 x 12 mL
- Cryokit Diluent Solution with 12 mg/mL Human Serum Albumin 1 x 12 mL

REF#	Description	Unit Size
ART-8014	Quinn's Advantage Embryo Freeze Kit (10 Determinations)	5 x 12 mL



# Cryopreservation Media

## Embryo Cryopreservation Media

### Quinn's Advantage® Blastocyst Freeze Kit

Developed for the efficient freezing of blastocyst-stage embryos.

Materials provided in the kit:

- 5% Glycerol Freezing Medium with 12 mg/mL Human Serum Albumin 1 x 12 mL
- 9% Glycerol with 0.2 M Sucrose Freezing Medium with 12 mg/mL Human Serum Albumin 1 x 12 mL
- Cryokit Solution with 12 mg/mL Human Serum Albumin 1 x 12 mL



REF#	Description	Unit Size
ART-8015	Quinn's Advantage Blastocyst Freeze Kit (10 Determinations)	3 x 12 mL

### Quinn's Advantage® Thaw Kit

Developed for the efficient thawing of pronuclear, cleavage-stage embryos and blastocysts.

Materials provided in the kit:

- 0.5 M Sucrose Thawing Medium with 12 mg/mL Human Serum Albumin 1 x 12 mL
- 0.2 M Sucrose Thawing Medium with 12 mg/mL Human Serum Albumin 1 x 12 mL
- Cryokit Diluent Solution with 12 mg/mL Human Serum Albumin 1 x 12 mL

REF#	Description	Unit Size
ART-8016	Quinn's Advantage Thaw Kit (10 Determinations)	3 x 12 mL

# Cryopreservation Media

## SAGE Vitrification Solution

SAGE vitrification solutions enable ultra-rapid cooling and recovery of human blastocysts. With vitrification, ice crystal formation is eliminated resulting in increased human blastocyst survival rates. Our vitrification solutions can be used in cryopreservation of blastocysts in an IVF program to facilitate donor programs and provide a variety of fertility options for women undergoing various treatments.

- MOPS-buffered formulation of HTF Medium uses proven formulation strategies consistent with the Quinn's Advantage Series of ART products.<sup>2</sup>
- Blastocyst survival rates of 96% with vitrification vs. 91% for slow freezing<sup>3</sup>
- Increasing human blastocyst survival rates facilitates donor program growth
- Vitrification enables you to preserve life and provide fertility options for women

## Quality Assurance Tests:

- Endotoxin
- Biocompatibility by the one-cell mouse embryo assay (MEA)
- Sterility by the current USP Sterility Test <71>

“We recently used the SAGE Vitrification Media on seventeen embryos retrieved from three different patients. Ten of the embryos were subsequently thawed and successfully cultured overnight with no loss of blastomeres. To our delight, two of the three patients receiving a transfer are now pregnant. In our hands, we found the SAGE Vitrification Media easy to use and delivered positive results for our patients. We plan to continue using the product line when vitrification is employed.”

**Dr. C.M. Ashraf**  
*Medical Director*

**Dr. R. Sujatha**  
*Science Director and  
Senior Embryologist*

*Craft Hospital and  
Research Center  
Kerala, India*



# Cryopreservation Media

## SAGE Vitrification Kit

The Vitrification Kit is intended for the ultra-rapid vitrification of human blastocysts in ART procedures. This kit is designed to be used in conjunction with the SAGE IVF Vitrification Warming Kit for warming and recovery of specimens.

Equilibration Solution (ART-8025-A) is a MOPS buffered solution of modified HTF containing non-essential and essential amino acids, gentamicin sulfate (0.01 g/L), 7.5% (v/v) each of DMSO and ethylene glycol, and 12 mg/mL human albumin.

Vitrification Solution (ART-8025-B) is a MOPS buffered solution of modified HTF containing non-essential and essential amino acids, gentamicin sulfate (0.01 g/L), 15% (v/v) each of DMSO and ethylene glycol, 12 mg/mL human albumin, and 0.6 M sucrose.

REF#	Description	Unit Size
ART-8025	SAGE Vitrification Kit includes:	
	Equilibration Solution	1 x 2 mL
	Vitrification Solution	1 x 2 mL
ART-8025-HSV	SAGE Vitrification Kit with 8 straws	

## SAGE Vitrification Warming Kit

Vitrification Warming Kit consists of three solutions: 1.0 M Sucrose Warming Solution, 0.5 M Sucrose Warming Solution and MOPS Solution which are all intended to be used sequentially in the warming and recovery of vitrified human blastocysts. These products are intended for the recovery of human blastocysts that have been vitrified using the Sage IVF Vitrification Kit.

1.0 M Sucrose Warming Solution (ART-8030-A) is a MOPS buffered solution of modified HTF containing non-essential and essential amino acids, gentamicin sulfate (0.01 g/L), 1.0 M sucrose and 12 mg/mL human albumin.

0.5 M Sucrose Warming Solution (ART-8030-B) is a MOPS buffered solution of modified HTF containing non-essential and essential amino acids, gentamicin sulfate (0.01 g/L), 0.5 M sucrose and 12 mg/mL human albumin.

MOPS Solution (ART-8030-C) is a MOPS buffered solution of modified HTF containing non-essential and essential amino acids, gentamicin sulfate (0.01 g/L) and 12 mg/mL human albumin.

REF#	Description	Unit Size
ART-8030	SAGE Vitrification Warming Kit includes:	
	1.0 M Sucrose Warming Solution	1 x 4 mL
	0.5 M Sucrose Warming Solution	1 x 2 mL
	MOPS Solution	1 x 6 mL

# Micromanipulation Media

SAGE Media™ Micromanipulation Media are designed to facilitate the *in vitro* preparation of gametes prior to micromanipulative procedures such as intracytoplasmic sperm injection (ICSI). All of our micromanipulation media are one-cell fresh mouse embryo quality controlled.



## Polyvinylpyrrolidone (PVP)

PVP of 360,000 average molecular weight has been used for the ICSI procedure to decrease the motility of spermatozoa, prevent their sticking to the injection pipette during the procedure, and to give more control over the flow of fluid in the ICSI needle<sup>4</sup>.

- PVP at 7% concentration yields a viscosity that is suitable for sperm function as well as improved visibility to detect sperm.

REF#	Description	Unit Size
ART-4005-A	PVP 7% Ready-To-Use Solution	6 x 0.5 mL
ART-4006-A	PVP 10% Ready-To-Use Solution	6 x 0.5 mL

Contains PVP with an average molecular weight of 360,000 in HEPES-HTF, 5 mg/mL human serum albumin and filtered through a sterile 0.2- $\mu$ m filter.

## Hyaluronidase

Enzyme that attacks the hexosamine linkage of hyaluronic acid, the glycosaminoglycan that makes up the extra cellular matrix holding cumulus cells together.

REF#	Description	Unit Size
ART-4007-A	Hyaluronidase 80 U/mL in HEPES-HTF	6 x 1.0 mL

Contains bovine testis hyaluronidase at 80 U/mL in HEPES-HTF with 5 mg/mL human serum albumin.

# Micromanipulation Media

## Oil for Tissue Culture

Intended for use in laboratory procedures that may require small volumes of tissue culture medium to be covered with a relatively inert, nonmiscible liquid component that allows diffusion of gases.

REF#	Description	Unit Size
ART-4008	Oil for Tissue Culture in Glass Bottle	100 mL
ART-4008-5	Oil for Tissue Culture In Glass Bottle	500 mL
ART-4008P	Oil for Tissue Culture in PET Plastic Bottle	100 mL
ART-4008-5P	Oil for Tissue Culture In PET Plastic Bottle	500 mL
ART-4009W	Washed Oil for Tissue Culture in Glass Bottle	100 mL
ART-4009-5W	Washed Oil for Tissue Culture in Glass Bottle	500 mL

Contains liquid petroleum/paraffin oil/mineral oil with an optimal viscosity for embryo handling and culture. 0.2-µm sterile filtered.

## Water for Tissue Culture

Intended for use in laboratory procedures that may require a nonpyrogenic high-purity grade of water. It has been found not to exhibit any cytotoxic effects when tested in media solutions by the mouse zygote QC test of Quinn and colleagues<sup>5</sup>.

REF#	Description	Unit Size
ART-4010	Water for Tissue Culture (in polypropylene bottle)	1.5 L

Contains: USP purified, distilled water, sterile filtered.

## Phosphate Buffered Saline (PBS)

Developed for *in vitro* procedures involving the use of an isotonic solution with buffering capacity in the physiological range of vertebrate cells and tissues (pH 7.5 ± 0.3).

REF#	Description	Unit Size
ART-4011	Phosphate Buffered Saline without Ca, Mg, Glucose, Pyruvate, Phenol Red	500 mL
ART-4012	Phosphate Buffered Saline with Ca, Mg, Glucose, Pyruvate, Phenol Red	500 mL

Contains: sodium chloride, potassium chloride, potassium phosphate, monobasic, anhydrous, sodium phosphate, dibasic, anhydrous.



# Micromanipulation Media



## Acidified Medium with HEPES-HTF, pH 2.5±0.3

Utilized in alleviating excessive hardening of the zona pellucida, which can be dissolved with an acidified medium.

- Based on our HTF formulation, not a Tyrode's-based medium which has a less optimal ionic balance<sup>6</sup>
- Contains PVP for improved control
- Has been used successfully over the last 20 years in the micromanipulation of embryos

REF#	Description	Unit Size
ART-4013-A	Acidified Medium with HEPES-HTF, pH 2.5±0.3	6 x 1.0 mL

Contains an aqueous, complex mixture of organic and inorganic salts and simple carbohydrates, polyvinylpyrrolidone (MW 40,000), gentamicin, phenol red.

## Quinn's Advantage® Medium with HEPES (Ca/Mg-free)

Clinically proven to facilitate micromanipulation of human embryos and gametes.<sup>7,8,9</sup>

- Loosens adhesions between blastomeres to facilitate removal
- Decreases manual manipulation times resulting in less cell damage
- No adverse effects on embryonic development to blastocyst stage
- Shown to be a critical factor in successful micromanipulation
- Can be used in human embryos at the 4-10 cell stage

REF#	Description	Unit Size
ART-4100	Quinn's Advantage Medium with HEPES (Ca/Mg free)	4 x 12 mL

Contains: sodium chloride, potassium chloride, potassium phosphate, sodium bicarbonate, HEPES, glucose, sodium pyruvate, sodium lactate (DL), alanyl-glutamine, EDTA, gentamicin, phenol red.

# Andrology Media

SAGE offers a complete line of andrology products designed to set new standards in quality and consistency.

## Sperm Washing & Separation Media

### Quinn's® Sperm Washing Media

A modification of HEPES-buffered human tubal fluid, Quinn's Sperm Washing Medium was specifically developed for *in vitro* procedures involving sperm washing, handling and incubation.<sup>10</sup>

REF#	Description	Unit Size
ART-1005	Quinn's Sperm Washing Medium	12 x 12 mL
ART-1006	Quinn's Sperm Washing Medium	100 mL
ART-1012	Quinn's Sperm Washing Medium without Antibiotics	12 x 12 mL

Contains: sodium chloride, potassium chloride, magnesium sulfate; potassium phosphate, anhydrous, calcium chloride; sodium bicarbonate, HEPES, glucose, sodium pyruvate, sodium lactate (DL), alanyl-glutamine, taurine, EDTA, gentamicin, phenol red, human serum albumin, 5 mg/mL. QUINN'S Sperm Washing Medium without Antibiotics contains all of the above except gentamicin.



# Andrology Media

## PureCeption®

An 80% (v/v) or 40% (v/v) sterile colloidal suspension of silica particles stabilized with covalently bound hydrophilic silane formulated in HEPES-buffered human tubal fluid. Also available as a 100% isotonic solution. The kit components facilitate highly efficient separation of motile sperm from the ejaculate of most semen specimens.

- Sterile-filtered to remove particulates, improve stability, enhance performance and avoid sedimentation
- Tested using one-cell mouse embryo bioassay and endotoxin assays to ensure quality and safety



## New concentrations for optimal performance

- Clinical studies suggest higher recovery of total sperm count and total motile sperm count with 40% upper and 80% lower densities<sup>11</sup>
- 37% improvement in recovery rate of mature motile sperm versus 47% over 90% gradients<sup>12</sup>

## Contains taurine and EDTA, beneficial components for sperm quality

- Taurine has a role in sperm capacitation and has demonstrated a protective effect against peroxidative damage and reactive oxygen species<sup>12, 13</sup>
- EDTA chelates toxic divalent cations<sup>14</sup>
- Addition of antioxidants significantly decreases the amount of DNA damage<sup>13</sup>

REF#	Description	Unit Size
ART-2004	PureCeption 4 - Determination Kit with Sperm Washing Medium	3 x 12 mL
ART-2016	PureCeption 16 - Determination Kit with Sperm Washing Medium	12 x 12 mL
ART-2024	PureCeption 24 - Determination Bi-Layer Kit	12 x 12 mL
ART-2040	PureCeption 40% Upper Phase	100 mL
ART-2080	PureCeption 80% Lower Phase	100 mL
ART-2100	PureCeption 100% Isotonic Solution	100 mL

# Andrology Media

## Quinn's Advantage® Sperm Freezing Medium

A HEPES-buffered salt solution containing 10 mg/mL human serum albumin, glycerol and sucrose as the cryoprotective agents (CPA), and gentamicin as an antibiotic. Designed to allow optimal protection of sperm during the freeze-thaw process.<sup>15</sup> Clinically designed and proven to give improved sperm motility parameters and greater post-thaw motility versus TYB.<sup>16</sup>

REF#	Description	Unit Size
ART-8022	Quinn's Advantage Sperm Freezing Medium	6 x 12 mL

Contains: sodium chloride, potassium chloride, magnesium sulfate, potassium phosphate, anhydrous, calcium chloride dihydrate, sucrose, sodium bicarbonate, HEPES, glucose, sodium pyruvate, sodium lactate (DL), glutamine, EDTA, phenol red, human serum albumin, glycerol, and gentamicin.



# Order Summary

## SAGE Devices

REF#	Description	Type	Length	Handle	Unit Size
19610	GyneCath Uterine Infusion Catheter	5 French	30.5 cm		10 per box
19611	GyneCath Uterine Infusion Catheter	7 French	30.5 cm		10 per box
61-2005	Tampa Catheter	5 French	33 cm		20 per box
7033	Uni-Sem Intrauterine Catheter				25 per box
ORN-1630-7	SAGE Oocyte Retrieval Needle	16 Gauge	30 cm	75 cm	10 per box
ORN-1630-9	SAGE Oocyte Retrieval Needle	16 Gauge	30 cm	95 cm	10 per box
ORN-1635-7	SAGE Oocyte Retrieval Needle	16 Gauge	35 cm	75 cm	10 per box
ORN-1635-9	SAGE Oocyte Retrieval Needle	16 Gauge	35 cm	95 cm	10 per box
ORN-1730-7	SAGE Oocyte Retrieval Needle	17 Gauge	30 cm	75 cm	10 per box
ORN-1730-9	SAGE Oocyte Retrieval Needle	17 Gauge	30 cm	95 cm	10 per box
ORN-1735-7	SAGE Oocyte Retrieval Needle	17 Gauge	35 cm	75 cm	10 per box
ORN-1735-9	SAGE Oocyte Retrieval Needle	17 Gauge	35 cm	95 cm	10 per box
ORN-1930-7	SAGE Oocyte Retrieval Needle	19 Gauge	30 cm	75 cm	10 per box
ORN-1930-9	SAGE Oocyte Retrieval Needle	19 Gauge	30 cm	95 cm	10 per box
ORN-1935-7	SAGE Oocyte Retrieval Needle	19 Gauge	35 cm	75 cm	10 per box
ORN-1935-9	SAGE Oocyte Retrieval Needle	19 Gauge	35 cm	95 cm	10 per box
PICL-235	R.G. Edwards Embryo Transfer Catheter	Classic	23 cm	Flat	10 per box
PICR-185	R.G. Edwards Embryo Transfer Catheter	Classic	18 cm	Flat	10 per box
PIOL-235	R.G. Edwards Embryo Transfer Catheter	Classic	23 cm	Round	10 per box
PIOR-185	R.G. Edwards Embryo Transfer Catheter	Classic	18 cm	Round	10 per box
PITL-235	R.G. Edwards Embryo Trial Transfer	Classic	23 cm	Round	10 per box
PITR-185	R.G. Edwards Embryo Trial Transfer	Classic	18 cm	Round	10 per box
PUCL-235	R.G. Edwards Embryo Transfer Catheter	DynaFlex	23 cm	Flat	10 per box
PUCR-185	R.G. Edwards Embryo Transfer Catheter	DynaFlex	18 cm	Flat	10 per box
PUOL-235	R.G. Edwards Embryo Transfer Catheter	DynaFlex	23 cm	Round	10 per box
PUOR-185	R.G. Edwards Embryo Transfer Catheter	DynaFlex	18 cm	Round	10 per box
PUTL-235	R.G. Edwards Embryo Trial Transfer	DynaFlex	23 cm	Round	10 per box
PUTR-185	R.G. Edwards Embryo Trial Transfer	DynaFlex	18 cm	Round	10 per box
STYL-235	R.G. Edwards Stylet	Classic	23 cm	Round	10 per box
STYR-185	R.G. Edwards Stylet	Classic	18 cm	Round	10 per box
SM400	Select IUI Intrauterine Insemination Cannula		17 cm		25 per box
SM507	TheCurve Intrauterine Insemination Cannula		19.9 cm		25 per box

## SAGE Media

REF#	Description	Unit Size
ART-1005	Quinn's Sperm Washing Medium	12 x 12 mL
ART-1006	Quinn's Sperm Washing Medium	100 mL
ART-1012	Quinn's Sperm Washing Medium without Antibiotics	12 x 12 mL
ART-1020	Quinn's Advantage Fertilization (HTF) Medium	50 mL
ART-1021	Quinn's Advantage Fertilization (HTF) Medium	100 mL
ART-1023	Quinn's Advantage Medium with HEPES	100 mL
ART-1024	Quinn's Advantage Medium with HEPES	500 mL
ART-1026	Quinn's Advantage Cleavage Medium	50 mL
ART-1027	Quinn's Advantage Cleavage Medium	100 mL
ART-1029	Quinn's Advantage Blastocyst Medium	50 mL
ART-1520	Quinn's Advantage Protein Plus Fertilization (HTF) Medium	20 mL
ART-1526	Quinn's Advantage Protein Plus Cleavage Medium	20 mL
ART-1529	Quinn's Advantage Protein Plus Blastocyst Medium	20 mL
ART-1600	In Vitro Maturation Media Kit	
ART-2004	PureCeption 4-Determination Kit with Sperm Washing Medium	3 x 12 mL
ART-2016	PureCeption 16-Determination Kit with Sperm Washing Medium	12 x 12 mL
ART-2024	PureCeption 24-Determination Bi-Layer Kit	2 x 12 mL
ART-2040	PureCeption 40% Upper Phase	100 mL
ART-2080	PureCeption 80% Lower Phase	100 mL
ART-2100	PureCeption 100% Isotonic Solution	100 mL
ART-3001	Human Albumin 100 mg/mL in Normal Saline	12 x 5 mL
ART-3003	Human Albumin 100 mg/mL in Normal Saline	100 mL
ART-3010	Quinn's Advantage SPS Serum Protein Substitute	12 x 12 mL
ART-3011	Quinn's Advantage SPS Serum Protein Substitute	100 mL
ART-4005-A	PVP 7% Ready-To-Use Solution	6 x 0.5 mL
ART-4006-A	PVP 10% Ready-To-Use Solution	6 x 0.5 mL
ART-4007-A	Hyaluronidase 80 U/mL in HEPES-HTF	6 x 1.0 mL
ART-4008	Oil for Tissue Culture in Glass Bottle	100 mL
ART-4008-5	Oil for Tissue Culture In Glass Bottle	500 mL
ART-4008-5P	Oil for Tissue Culture In PET Plastic Bottle	500 mL
ART-4008P	Oil for Tissue Culture in PET Plastic Bottle	100 mL
ART-4009W	Washed Oil for Tissue Culture in Glass Bottle	100 mL
ART-4009-5W	Washed Oil for Tissue Culture in Glass Bottle	500 mL
ART-4010	Water for Tissue Culture	1.5 L
ART-4011	Phosphate Buffered Saline without Ca, Mg, Glucose, Pyruvate, Phenol Red	500 mL
ART-4012	Phosphate Buffered Saline with Ca, Mg, Glucose, Pyruvate, Phenol Red	500 mL
ART-4013-A	Acidified Medium with HEPES-HTF, pH 2.5±0.3	6 x 1.0 mL
ART-4100	Quinn's Advantage Medium with HEPES (Ca/Mg-free)	4 x 12 mL
ART-8014	Quinn's Advantage Embryo Freeze Kit	5 x 12 mL
ART-8015	Quinn's Advantage Blastocyst Freeze Kit	3 x 12 mL
ART-8016	Quinn's Advantage Thaw Kit	3 x 12 mL
ART-8017	Oocyte Freezing Medium-Choline Substituted Cryopreservation	1 X 10 ml
ART-8018	Oocyte Thawing Medium Kit-Choline Substituted Cryopreservation	
ART-8022	Quinn's Advantage Sperm Freezing Medium	6 x 12 mL
ART-8025	SAGE Vitrification Kit	
ART-8025-HSV	SAGE Vitrification Kit with Straws	
ART-8030	SAGE Vitrification Warming Kit	

# References

- 1 COOKE S, QUINN P, KIME L, AYRES C, TYLER JPP, DRISCOLL GL (2002) Improvement in early human embryo development using new formulation sequential stage-specific culture media. *Fertil. Steril.*, 78, 1254-1260.
- 2 QUINN P, (2003) Media used in the assisted reproductive technologies laboratories. In: *A Color Atlas for Human Assisted Reproduction: Laboratory and Clinical Insights*. Eds P. Patrizio, M.J. Tucker, V. Guelman, Lippincott Williams & Wilkins, Philadelphia, Chapt. 15, pp 241-256.
- 3 LIEBERMANN J, TUCKER MJ. (2006) Comparison of vitrification and conventional cryopreservation of day 5 and day 6 blastocysts during clinical application. *Fertil Steril* 86:20-26.
- 4 PALERMO, et al. (1993) *Fertil. Steril.*, 59, 826-835.
- 5 QUINN P, WARNES GM, KERIN JF, KIRBY C (1984). Culture factors in relation to the success of human in vitro fertilization and embryo transfer. *Fertil.Steril*, 41, 202-209.
- 6 QUINN P, KERIN JF, WARNES GM (1985). Improved pregnancy rate in human in vitro fertilization with the use of a medium based on the composition of human tubal fluid. *Fertil. Steril.*, 44, 493-498.
- 7 DUMOULIN JCM, BRAS M, COONEN E., et al. (1998) Effect of Ca/Mg free medium on the biopsy procedure for preimplantation genetic diagnosis and further development of human embryos. *Hum. Reprod.*, 13, 2880-2883.
- 8 SANTALLO J, GROSSMAN M, EGOZCUE J (1996) Does Ca/Mg free medium have an effect on the survival of the preimplantation ...after biopsy., *Hum. Reprod.*, 12, 257-261.
- 9 GRIFO JA, BOYLE A, FISHER E, et al. (1990) preEmbryo and analysis of blastomeres by in situ hybriditation, *Obstet. Gyn.*, 163, 2013-2019.
- 10 KERIN J, QUINN P (1987) Washed intrauterine insemination in the treatment of oligospermic infertility. *Sem. Reprod. Endo.*, 5:23-33
- 11 RANGANATHAN P, AGARWAL A (2001) Paper presented at: 7th International Conference of Andrology, Montreal, Quebec, Canada.
- 12 MORTIMER D (1986) *Hum. Reprod.*, 1, 247-250.
- 13 GUERIN P, GILLIAN J, MENEZO Y (1995) *Hum. Reprod.*, 10, 866-872.
- 14 QUINN P (1995) *Assisted Reprod.Genet.*, 12, 97-105.
- 15 WOLF D, PATTON PE, BURRY KA, KAPLAN PF (2001) Intrauterine insemination-ready versus conventional semen cryopreservation for donor insemination; a comparison of retrospective results and a prospective, randomized trial. *Fertil. Steril.* 76, 181-185.
- 16 QUINN P (2001) Superiority of a yolk-free human sperm freezing medium. IFFS 2001 Selected Free Communications. Melbourne, Australia, Nov. 25-30, 2001. Monduzzi Editore, 2001. 281-286.

Additional resource information:

QUINN P, HARLOW GM (1978). The effect of oxygen on the development of preimplantation mouse embryos in vitro. *J. Exp. Zool.* 206, 73-80.

QUINN P, BARROS C, WHITTINGHAM DG (1982). Preservation of hamster oocytes to assay the fertilizing capacity of human spermatozoa. *J. Reprod. Fertil.*, 66, 161-168.

QUINN P (1994). Use of co-culture with cumulus cells in insemination medium in human IVF. *J Assisted Reprod Genetics*, 11, 270-277.

QUINN P, MOINIPANAH R, STEINBERG JM, WEATHERSBEE PS (1995). Successful human IVF using a modified HTF medium lacking glucose and phosphate ions. *Fertil Steril* 63, 922-924.

QUINN P (1995). Enhanced results in mouse and human embryo culture using a modified human tubal fluid medium lacking glucose and phosphate. *J Assisted Reprod Genetics*, 12, 97-105.

QUINN P, LYDIC ML, HO M, BASTUBA M, HENDEE F, BRODY SA (1998) Confirmation of the beneficial effects of brief coincubation of gametes in human in vitro fertilization. *Fertil. Steril.*, 69, 399-402.

QUINN P, HORSTMAN FC (1998) Is the mouse a good model for the human with respect to the development of the preimplantation embryo in vitro? *Human Reprod.*, 13, Suppl 4, 173-183.

QUINN P (2000) Review of media used in ART laboratories. *J. Androl.*, 21, 610-615.

QUINN P (2003) Media used in the assisted reproductive technologies laboratories. In: *A Color Atlas for Human Assisted Reproduction: Laboratory and Clinical Insights*. Eds P. Patrizio, M.J. Tucker, V. Guelman, Lippincott Williams & Wilkins, Philadelphia, Chapt 15, pp 241-256.

QUINN P (2004) The development and impact of culture media for assisted reproductive technologies. *Fertil. Steril.*, 81, 27-29

QUINN P, COOKE S (2004) Equivalency of culture media for human in vitro fertilization formulated to have the same pH under an atmosphere containing 5% or 6% carbon dioxide. *Fertil. Steril.*, 81, 1502-1506.

# Warranty Information

CooperSurgical, Inc. stands by its products and it is our policy to make sure that our customers are satisfied. If a device fails as the result of a defect, CooperSurgical, Inc. is committed to taking steps which, at its sole discretion, it believes are necessary to correct the problem. These steps may include, but are not limited to, repair, replacement, or supplying an alternative product. Cause will be exclusively determined by a CooperSurgical, Inc. expert evaluation.

CooperSurgical, Inc. warrants that single-use patient products and consumables are covered by a limited 90-day warranty against defects in workmanship or materials that are discovered prior to initial use or expiration. Materials and workmanship are guaranteed by CooperSurgical, Inc. for one full year from date of purchase. If a product fails due to a manufacturing defect, CooperSurgical, Inc. will repair or replace it, at our option, free of charge.

This warranty does not include damage that is caused by misuse, improper care or negligence on the part of the owner or user.

The foregoing limited warranty is in lieu of any other warranty with respect to CooperSurgical, Inc. products. CooperSurgical, Inc. grants no other warranty, express or implied, including without limitation any warranties of merchantability or fitness for a particular purpose.

# Returned Goods Policy

**1 Goods will be accepted for return for the following reasons:**

- A If shipment was made without customer's authorization or order;
- B If incorrect items were shipped;
- C If defective items were shipped;
- D If defective goods are covered by the standard warranty.

**2 To return goods, you must contact a Customer Service Representative by telephone for a Returned Materials Authorization (RMA) number. Items will not be accepted without an RMA number.**

*Please include the following information:*

- A Reason you wish to return the goods;
- B Quantity, description, part number, serial number of the goods;
- C Date of Receipt of Order;
- D Customer's purchase order and the CooperSurgical Invoice Number;
- E No RMA will be issued after 30 days for media product or 60 days for devices.

**3 Shipment must be sent prepaid by Customer. Freight collect shipment will not be accepted, and goods will be returned to sender.**

**4 Goods must be returned unused, in the original carton and in marketable condition;**

*Send all Returns to:*

Devices:

CooperSurgical, 95 Corporate Drive, Trumbull, CT 06611

Media:

SAGE IVF, 1979 E Locust Street, Pasadena, CA 91107

# Product Ordering Information

**Phone Orders** 800.243.2974 • 203.601.9818 *International* 8:00 am - 7:00 pm ET

**FAX Orders** 800.262.0105 • 203.601.4747 *International* 24 hours a day

**Mail Orders** 95 Corporate Drive, Trumbull, CT 06611

Orders accompanied by an e-mail address will receive an order confirmation via e-mail.

**Charge Orders** AMEX, Visa or MasterCard



# The Trusted Choice Worldwide

## Trademark Notices

The names R.G.Edwards™, SAGE Assisted Reproduction Products™, SAGE Media™, SAGE Oocyte Retrieval Needle™ and Uni-Sem™ are trademark names and are used to describe instruments and services designed and provided by CooperSurgical, Inc., its subsidiaries and/or its affiliates. Rights to use these names are only available through written permission of CooperSurgical, Inc.

CooperSurgical®, DynaFlex®, EZ-HSG®, Gynecath®, Quinn's®, Quinn's Advantage®, PureCeption®, Select IUI®, TheCurve®, SAGE and the SAGE logo® are registered trademarks of CooperSurgical, Inc., its subsidiaries and/or affiliates.



[www.coopersurgical.com](http://www.coopersurgical.com)

95 Corporate Drive, Trumbull, CT 06611  
800.243.2974 • 203.601.5200  
International:  
203.601.9818 • fax 203.601.4747